

# SWING PISTON COMPRESSORS AND VACUUM PUMPS FOR AIR



NPK 018 DC

## Concept

The swing piston pumps from KNF are based on a simple principle: As it rises and falls the piston tilts first to one side, then the other. The compression forces act along the axis of the connecting rod, so that there is no component of force acting against the cylinder wall to cause wear. Thanks to the sealing lip on the piston seal the swing piston pump runs dry, and 100% oil-free. KNF swing piston pumps evacuate, transfer and compress air without contamination.

For customers with specific requirements the KNF project team produces tailor made solutions. Use our experience to your advantage and talk to our application engineers.

## Features

- No contamination of the air due to oil-free operation**
- Maintenance-free**
- High level of flow-rate**
- Excellent price performance ratio**
- Very quiet and little vibration**
- Ready for installation**
- Can operate in any installed position**

## Areas of use

The swing piston pumps offer a high level of performance despite their small size, as well as an excellent price performance ratio. They are used especially in the fields of medicine, environmental and production technology.

These pumps are used for transferring, compressing and evacuating air, taking samples, evacuating vessels and compressing air in process systems and vessels.

## PERFORMANCE DATA

Type	Delivery (l/min)	Vacuum (mbar absolute)	atm. pressure	Pressure (bar g)	Weight (kg)
NPK 018 Vacuum DC	18	120			
NPK 018 Pressure DC	18			1.5	1.9

# NPK 018 DC

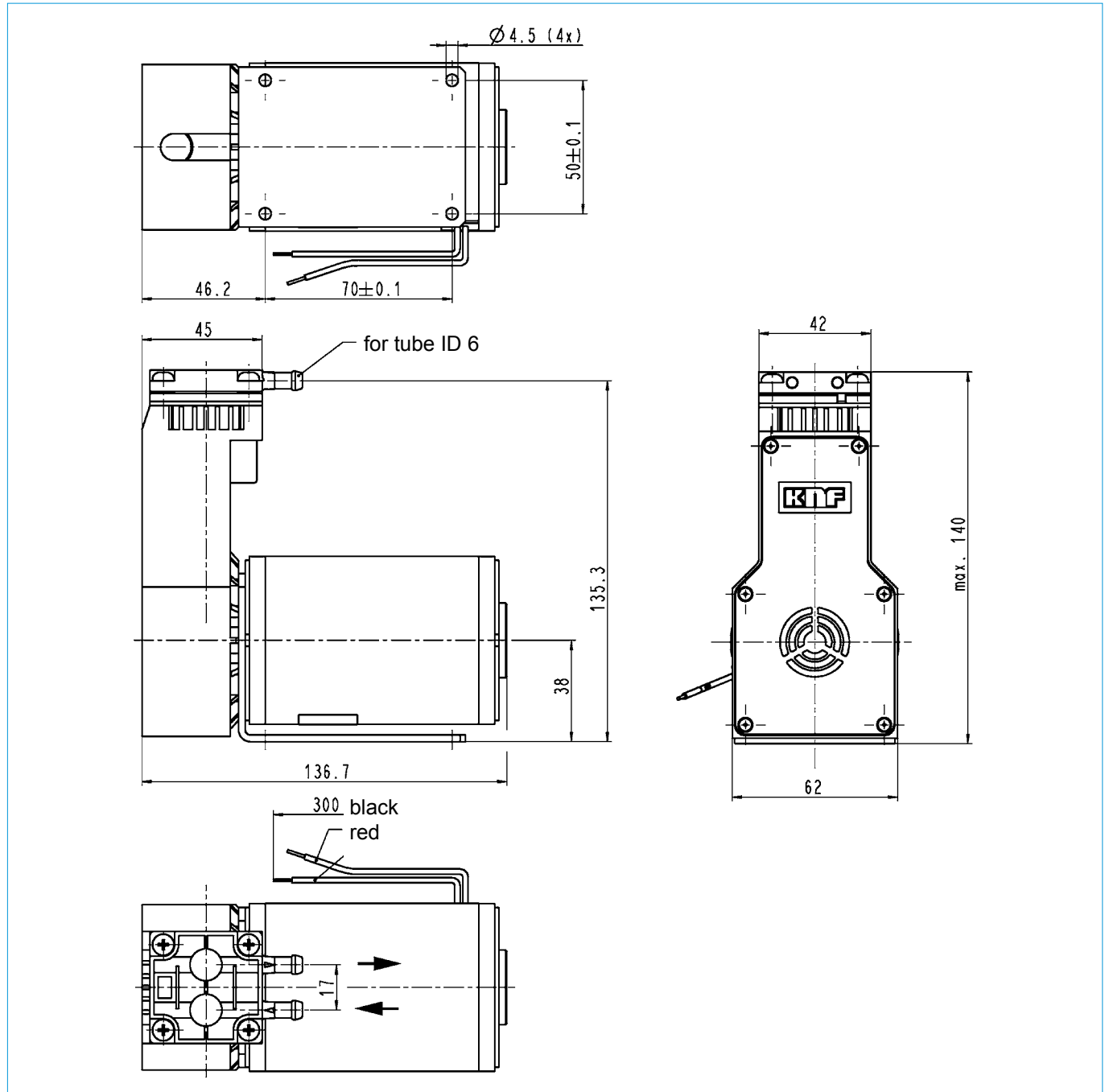
## PERFORMANCE DATA

Type	Delivery at atm. pressure (l/min) <sup>1)</sup>	Max. operating pressure (bar g)	Ultimate vacuum (mbar abs.)
NPK 018 Vacuum DC	18	-	120
NPK 018 Pressure DC	18	1.5	-

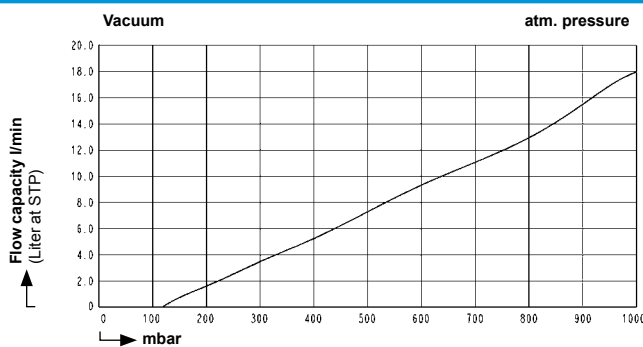
<sup>1)</sup> Liter at STP

## MOTOR DATA

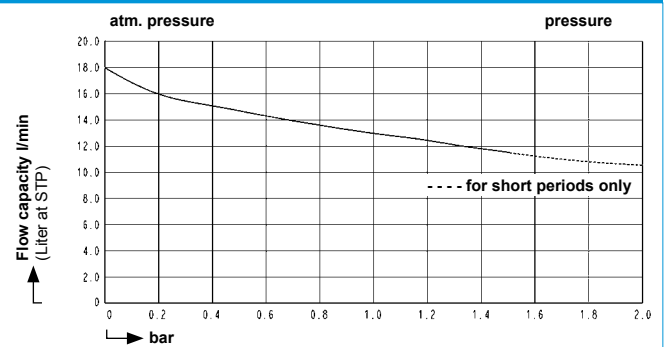
DC motor	12 V	24 V
----------	------	------



## NPK 018 VACUUM DC



## NPK 018 PRESSURE DC



# HINTS ON FUNCTION AND INSTALLATION

## Function of KNF swing piston vacuum pumps and compressors

As it rises and falls the piston tilts first to one side, then the other (see figure 1). Just as with the diaphragm pump, the compression forces act along the axis of the connecting rod, so that there is no component of force acting against the cylinder wall to cause wear. In contrast to the diaphragm pump (see figure 2), the swing piston pump has a sealing lip. Thanks to the sealing lip on the piston seal the swing piston pump runs dry, and 100% oil-free.

### SYSTEMS

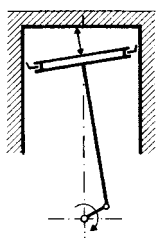


Fig. 1:  
swing piston

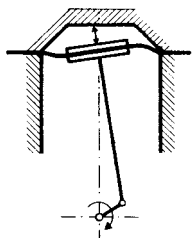
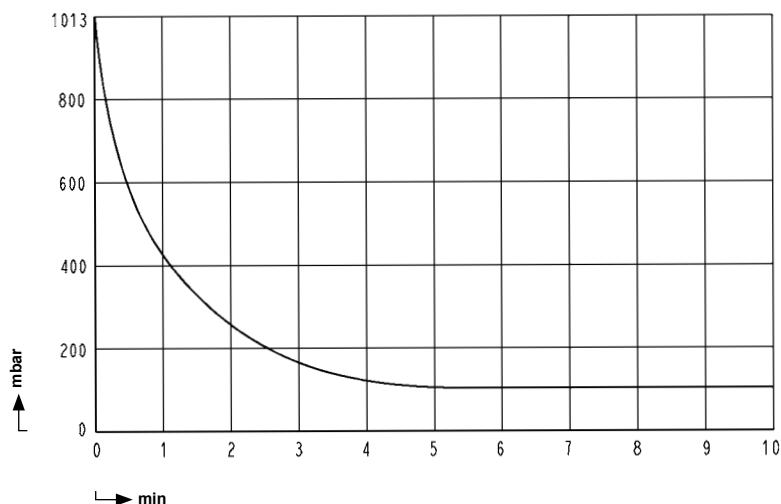


Fig. 2:  
diaphragm pump

## Hints on installation and operation

- Range of use: Transferring air at temperatures between +5 °C and +40 °C.
- Permissible ambient temperature: +5 °C ... +40 °C.
- The standard pumps are not suitable for use in areas where there is a risk of explosion. In these cases there are other products in the KNF program – please ask us for details.
- The pumps are not designed to start against pressure or vacuum; when a pump is switched on the pressure in the suction and pressure lines must be atmospheric. Pumps that start against pressure or vacuum are available on request.
- To prevent the maximum operating pressure being exceeded, restriction or regulation of the air flow should only be carried out in the suction line.
- Components connected to the pump must be designed to withstand the pneumatic performance of the pump.
- Install the pump so that the fan can draw in sufficient cooling air.
- Fit the pump at the highest point in the system, so that condensate cannot collect in the head of the pump – that prolongs working-life.

### PUMP DOWN TIME FOR 20 LITER VESSEL | NPK 018 VACUUM



### ACCESSORIES

Description	Order No.
Silencer/Filter	058987

**KNF Neuberger GmbH**  
 Alter Weg 3  
 D 79112 Freiburg  
 Tel. +49 7664 5909 0  
 Fax +49 7664 5909 99  
 info@knf.de  
 www.knf.de